

**Unframed Prints** Retail Price List  
Effective January 2003

| <b>Image Size</b> | <b>Unmounted Prints<br/>Retail Price</b> | <b>Mounted Prints<br/>Retail Price</b> |
|-------------------|--|--|
| 6x9               | 270                                      | 280                                    |
| 8x12              | 300                                      | 320                                    |
| 10x15             | 330                                      | 340                                    |
| 12x18             | 370                                      | 380                                    |
| 14x21             | 440                                      | 460                                    |
| 16x24             | 580                                      | 600                                    |
| 18x27             | 730                                      | 750                                    |
| 20x30             | 880                                      | 900                                    |
| 24x36             | 1090                                     | 1120                                   |
| 28x42             | 1300                                     | 1350                                   |
| 32x48             | 1500                                     | 1550                                   |
| 36x54             | 1700                                     | 1750                                   |
| 40x60             | 1900                                     | 1950                                   |

The images are printed on oversized paper with a 2 inch white border.

---

**Specifications**

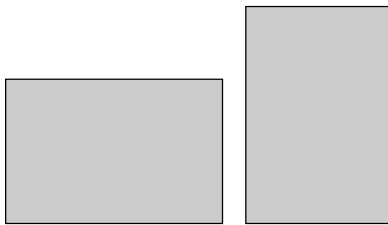
**Signed Prints**

Each giclee' print is individually made by Jim Laser using Epson pigmented archival inks and Epson Premium Lustre paper. The images are printed on oversized paper with a two inch white border. The light grey signature appears beneath the image in the white border area on the lower right.

# Framed Borderless Prints Retail Price List

Effective January 2003

| Image & Frame | Metal Frames | Wood Frames  |
|---------------|--------------|--------------|
|               | Retail Price | Retail Price |
| 16x24         | 680          | 730          |
| 18x27         | 830          | 890          |
| 20x30         | 1000         | 1050         |
| 24x36         | 1240         | 1300         |
| 28x42         | 1490         | 1710         |
| 32x48         | 1710         | 1800         |
| 36x54         | 1930         | 2030         |
| 40x60         | 2150         | 2260         |



## Specifications

### Signed Prints

Each giclee' print is individually made by Jim Laser using Epson pigmented archival inks and Epson Premium Lustre paper. The images are printed on oversized paper with a two inch white border. The light grey signature appears beneath the image in the white border area on the lower right.

### Frame Face

Plexiglass, cast acrylic sheet

### Metal Frames

**Profile:** 3/16" face x 1" deep

**Select one color:**

- enamel black
- annodized silver
- annodized dark grey

### Wood Frames

**Profile:** 3/8" face x 1 1/4" deep

**Select one face:**

- flat face
- bevel face

**Select one wood/finish:**

- maple with clear laquer
- maple with black laquer
- cherry with clear laquer
- cherry with classic cherry stain
- mahogany with clear laquer
- mahogany with red/brown stain
- mahogany with brown stain

*custom color match:  
\$30 per frame*

### Wall Mounting Systems

**Select one:**

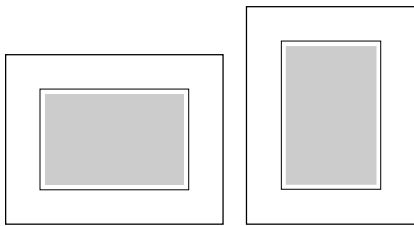
- wall blocks (recommended)  
Fast and easy to install.  
Keeps print groups in exact position with equal spacing.
- security wall mounts.  
Add \$5 per frame.
- wire and two floreat hangers.

Instructions, hardware and templates for wall blocks and security are included. Additionally, plexiglass cleaner and soft wipes are enclosed.

## Rectangular Mattes & Frames Retail Price List

Effective January 2003

| Image Size | Matte & Frame | Matted & Unframed<br>Retail Price | Metal Frames<br>Retail Price | Wood Frames<br>Retail Price |
|------------|---------------|-----------------------------------|------------------------------|-----------------------------|
| 6x9        | 17x20         | 290                               | 360                          | 410                         |
| 8x12       | 20x24         | 320                               | 400                          | 450                         |
| 10x15      | 22x27         | 370                               | 460                          | 510                         |
| 12x18      | 24x30         | 410                               | 510                          | 560                         |
| 14x21      | 27x34         | 490                               | 580                          | 640                         |
| 16x24      | 30x38         | 630                               | 750                          | 820                         |
| 18x27      | 32x41         | 790                               | 920                          | 1000                        |
| 20x30      | 34x44         | 940                               | 1080                         | 1170                        |
| 24x36      | 40x52         | 1160                              | 1340                         | 1440                        |



### Specifications

#### Signed Prints

Each giclee' print is individually made by Jim Laser using Epson pigmented archival inks and Epson Premium Lustre paper. The images are printed on oversized paper with a two inch white border. The light grey signature appears beneath the image in the white border area on the lower right.

#### Floating Mattes

Mattes are neutral white, 100% cotton rag, archival museum quality. The

oversize beveled window matte provides a one inch wide border surrounding the image and displays the signature below. A shadow box effect is created by inserting hidden spacers under the the beveled window matte that float it away from the image.

#### Frame Face

Plexiglass, cast acrylic sheet

#### Metal Frames

Profile: 3/16" face x 1" deep

#### Select one color:

- enamel black
- annodized silver
- annodized dark grey

#### Wood Frames

Profile: 3/8" face x 1 1/4" deep

#### Select one face:

- flat face
- bevel face

#### Select one wood/finish:

- maple with clear laquer
- maple with black laquer
- cherry with clear laquer
- cherry with classic cherry stain
- mahogany with clear laquer
- mahogany with red/brown stain
- mahogany with brown stain

custom color match:

\$30 per frame

#### Wall Mounting Systems

#### Select one:

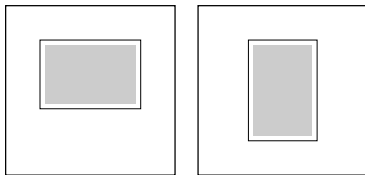
- wall blocks (recommended)  
Fast and easy to install.  
Keeps print groups in exact position with equal spacing.
- security wall mounts.  
Add \$5 per frame.
- wire and two floreat hangers.

Instructions, hardware and templates for wall blocks and security are included. Additionally, plexiglass cleaner and soft wipes are enclosed.

## Square Mattes & Frames Retail Price List

Effective January 2003

| Image Size | Matte & Frame | Matted & Unframed<br>Retail Price | Metal Frames<br>Retail Price | Wood Frames<br>Retail Price |
|------------|---------------|-----------------------------------|------------------------------|-----------------------------|
| 6x9        | 20x20         | 320                               | 400                          | 460                         |
| 8x12       | 24x24         | 360                               | 460                          | 510                         |
| 10x15      | 27x27         | 410                               | 520                          | 570                         |
| 12x18      | 30x30         | 450                               | 580                          | 620                         |
| 14x21      | 34x34         | 520                               | 660                          | 710                         |
| 16x24      | 38x38         | 670                               | 820                          | 880                         |
| 18x27      | 40x40         | 850                               | 1010                         | 1080                        |



### Specifications

#### Signed Prints

Each giclee' print is individually made by Jim Laser using Epson pigmented archival inks and Epson Premium Lustre paper. The images are printed on oversized paper with a two inch white border. The light grey signature appears beneath the image in the white border area on the lower right.

#### Floating Mattes

Mattes are neutral white, 100% cotton rag, archival museum quality. The

oversize beveled window matte provides a one inch wide border surrounding the image and displays the signature below. A shadow box effect is created by inserting hidden spacers under the the beveled window matte that float it away from the image.

#### Frame Face

Plexiglass, cast acrylic sheet

#### Metal Frames

**Profile:** 3/16" face x 1" deep

#### Select one color:

- enamel black
- annodized silver
- annodized dark grey

#### Wood Frames

**Profile:** 3/8" face x 1 1/4" deep

#### Select one face:

- flat face
  - bevel face
- Select one wood/finish:**
- maple with clear laquer
  - maple with black laquer
  - cherry with clear laquer
  - cherry with classic cherry stain
  - mahogany with clear laquer
  - mahogany with red/brown stain
  - mahogany with brown stain

*custom color match:*  
\$30 per frame

#### Wall Mounting Systems

#### Select one:

- wall blocks (recommended)  
Fast and easy to install. Keeps print groups in exact position with equal spacing.
- security wall mounts. Add \$5 per frame.
- wire and two floreat hangers.

Instructions, hardware and templates for wall blocks and security are included. Additionally, plexiglass cleaner and soft wipes are enclosed.

# Print Order Form

Page # \_\_\_\_\_ of \_\_\_\_\_

Project name \_\_\_\_\_

|   |                                |                                |                                |                                |                                |
|---|--------------------------------|--------------------------------|--------------------------------|--------------------------------|--------------------------------|
| <b>Image number</b>                         | _____                          | _____                          | _____                          | _____                          | _____                          |
| Image size                                  | _____                          | _____                          | _____                          | _____                          | _____                          |
| Quantity                                    | _____                          | _____                          | _____                          | _____                          | _____                          |
| Matte size (if applicable)                  | _____                          | _____                          | _____                          | _____                          | _____                          |
| Frame size (if applicable)                  | _____                          | _____                          | _____                          | _____                          | _____                          |
| <b>Select one option</b>                    |                                |                                |                                |                                |                                |
| Unframed and unmounted                      | ..... <input type="checkbox"/> | ..... <input type="checkbox"/> | ..... <input type="checkbox"/> | ..... <input type="checkbox"/> | ..... <input type="checkbox"/> |
| Unframed and mounted                        | ..... <input type="checkbox"/> | ..... <input type="checkbox"/> | ..... <input type="checkbox"/> | ..... <input type="checkbox"/> | ..... <input type="checkbox"/> |
| Borderless framed                           | ..... <input type="checkbox"/> | ..... <input type="checkbox"/> | ..... <input type="checkbox"/> | ..... <input type="checkbox"/> | ..... <input type="checkbox"/> |
| Rectangular matte unframed                  | ..... <input type="checkbox"/> | ..... <input type="checkbox"/> | ..... <input type="checkbox"/> | ..... <input type="checkbox"/> | ..... <input type="checkbox"/> |
| Rectangular matte framed                    | ..... <input type="checkbox"/> | ..... <input type="checkbox"/> | ..... <input type="checkbox"/> | ..... <input type="checkbox"/> | ..... <input type="checkbox"/> |
| Square matte unframed                       | ..... <input type="checkbox"/> | ..... <input type="checkbox"/> | ..... <input type="checkbox"/> | ..... <input type="checkbox"/> | ..... <input type="checkbox"/> |
| Square matte framed                         | ..... <input type="checkbox"/> | ..... <input type="checkbox"/> | ..... <input type="checkbox"/> | ..... <input type="checkbox"/> | ..... <input type="checkbox"/> |
| <b>For metal frames (select one finish)</b> |                                |                                |                                |                                |                                |
| Enamel black                                | ..... <input type="checkbox"/> | ..... <input type="checkbox"/> | ..... <input type="checkbox"/> | ..... <input type="checkbox"/> | ..... <input type="checkbox"/> |
| Annodized silver                            | ..... <input type="checkbox"/> | ..... <input type="checkbox"/> | ..... <input type="checkbox"/> | ..... <input type="checkbox"/> | ..... <input type="checkbox"/> |
| Annodized dark grey                         | ..... <input type="checkbox"/> | ..... <input type="checkbox"/> | ..... <input type="checkbox"/> | ..... <input type="checkbox"/> | ..... <input type="checkbox"/> |
| <b>For wood frames (select one face)</b>    |                                |                                |                                |                                |                                |
| Flat face                                   | ..... <input type="checkbox"/> | ..... <input type="checkbox"/> | ..... <input type="checkbox"/> | ..... <input type="checkbox"/> | ..... <input type="checkbox"/> |
| Bevel face                                  | ..... <input type="checkbox"/> | ..... <input type="checkbox"/> | ..... <input type="checkbox"/> | ..... <input type="checkbox"/> | ..... <input type="checkbox"/> |
| <b>Wood / Finish (select one)</b>           |                                |                                |                                |                                |                                |
| Maple with clear laquer                     | ..... <input type="checkbox"/> | ..... <input type="checkbox"/> | ..... <input type="checkbox"/> | ..... <input type="checkbox"/> | ..... <input type="checkbox"/> |
| Maple with black laquer                     | ..... <input type="checkbox"/> | ..... <input type="checkbox"/> | ..... <input type="checkbox"/> | ..... <input type="checkbox"/> | ..... <input type="checkbox"/> |
| Cherry with clear laquer                    | ..... <input type="checkbox"/> | ..... <input type="checkbox"/> | ..... <input type="checkbox"/> | ..... <input type="checkbox"/> | ..... <input type="checkbox"/> |
| Cherry with classic cherry stain            | ..... <input type="checkbox"/> | ..... <input type="checkbox"/> | ..... <input type="checkbox"/> | ..... <input type="checkbox"/> | ..... <input type="checkbox"/> |
| Mahogany with clear laquer                  | ..... <input type="checkbox"/> | ..... <input type="checkbox"/> | ..... <input type="checkbox"/> | ..... <input type="checkbox"/> | ..... <input type="checkbox"/> |
| Mahogany with red/brown stain               | ..... <input type="checkbox"/> | ..... <input type="checkbox"/> | ..... <input type="checkbox"/> | ..... <input type="checkbox"/> | ..... <input type="checkbox"/> |
| Mahogany with brown stain                   | ..... <input type="checkbox"/> | ..... <input type="checkbox"/> | ..... <input type="checkbox"/> | ..... <input type="checkbox"/> | ..... <input type="checkbox"/> |
| Custom color match — add on \$30            | ..... <input type="checkbox"/> | ..... <input type="checkbox"/> | ..... <input type="checkbox"/> | ..... <input type="checkbox"/> | ..... <input type="checkbox"/> |
| <b>Wall mounting systems (select one)</b>   |                                |                                |                                |                                |                                |
| Wall blocks (recommended)                   | ..... <input type="checkbox"/> | ..... <input type="checkbox"/> | ..... <input type="checkbox"/> | ..... <input type="checkbox"/> | ..... <input type="checkbox"/> |
| Security wall mounts — add on \$5           | ..... <input type="checkbox"/> | ..... <input type="checkbox"/> | ..... <input type="checkbox"/> | ..... <input type="checkbox"/> | ..... <input type="checkbox"/> |
| Wire and two floreat hangers                | ..... <input type="checkbox"/> | ..... <input type="checkbox"/> | ..... <input type="checkbox"/> | ..... <input type="checkbox"/> | ..... <input type="checkbox"/> |
| Sidemark (if applicable)                    | _____                          | _____                          | _____                          | _____                          | _____                          |
| <b>Cost per item</b>                        | \$ _____                       | \$ _____                       | \$ _____                       | \$ _____                       | \$ _____                       |

## Project Billing & Shipping Information

Project name \_\_\_\_\_

Specifier / Designer (if applicable):

Name \_\_\_\_\_

Company \_\_\_\_\_

Address \_\_\_\_\_ Suite # \_\_\_\_\_

City \_\_\_\_\_ State \_\_\_\_\_ Zip \_\_\_\_\_

Phone \_\_\_\_\_ Fax \_\_\_\_\_ Email \_\_\_\_\_

Purchase order # \_\_\_\_\_

Date desired by \_\_\_\_\_

Bill to:

Name \_\_\_\_\_

Company \_\_\_\_\_

Address \_\_\_\_\_ Suite # \_\_\_\_\_

City \_\_\_\_\_ State \_\_\_\_\_ Zip \_\_\_\_\_

Phone \_\_\_\_\_ Fax \_\_\_\_\_ Email \_\_\_\_\_

Ship to:

Name \_\_\_\_\_

Company \_\_\_\_\_

Address \_\_\_\_\_ Suite # \_\_\_\_\_

City \_\_\_\_\_ State \_\_\_\_\_ Zip \_\_\_\_\_

Phone \_\_\_\_\_ Fax \_\_\_\_\_ Email \_\_\_\_\_

Crating & shipping — Add on

(for estimating: on projects up to 1,000 — 10%; between 1,000 & 5,000 — 8%; over 5,000 — 5%)

Terms: 50% deposit with purchase order with approved credit. ProForma otherwise.